

Oracle FLEXCUBE Direct Banking

Dashboard Widgets – Inquiries

User Manual

Release 12.0.2.0.0

Part No. E50108-01

September 2013

ORACLE®

Dashboard Widgets – Inquiries User Manual
September 2013
Oracle Financial Services Software Limited
Oracle Park
Off Western Express Highway
Goregaon (East)
Mumbai, Maharashtra 400 063
India
Worldwide Inquiries:
Phone: +91 22 6718 3000
Fax: +91 22 6718 3001
www.oracle.com/financialservices/

Copyright © 2008, 2013, Oracle and/or its affiliates. All rights reserved.

Oracle and Java are registered trademarks of Oracle and/or its affiliates. Other names may be trademarks of their respective owners.

U.S. GOVERNMENT END USERS: Oracle programs, including any operating system, integrated software, any programs installed on the hardware, and/or documentation, delivered to U.S. Government end users are “commercial computer software” pursuant to the applicable Federal Acquisition Regulation and agency-specific supplemental regulations. As such, use, duplication, disclosure, modification, and adaptation of the programs, including any operating system, integrated software, any programs installed on the hardware, and/or documentation, shall be subject to license terms and license restrictions applicable to the programs. No other rights are granted to the U.S. Government.

This software or hardware is developed for general use in a variety of information management applications. It is not developed or intended for use in any inherently dangerous applications, including applications that may create a risk of personal injury. If you use this software or hardware in dangerous applications, then you shall be responsible to take all appropriate failsafe, backup, redundancy, and other measures to ensure its safe use. Oracle Corporation and its affiliates disclaim any liability for any damages caused by use of this software or hardware in dangerous applications.

This software and related documentation are provided under a license agreement containing restrictions on use and disclosure and are protected by intellectual property laws. Except as expressly permitted in your license agreement or allowed by law, you may not use, copy, reproduce, translate, broadcast, modify, license, transmit, distribute, exhibit, perform, publish or display any part, in any form, or by any means. Reverse engineering, disassembly, or decompilation of this software, unless required by law for interoperability, is prohibited.

The information contained herein is subject to change without notice and is not warranted to be error-free. If you find any errors, please report them to us in writing.

This software or hardware and documentation may provide access to or information on content, products and services from third parties. Oracle Corporation and its affiliates are not responsible for and expressly disclaim all warranties of any kind with respect to third-party content, products, and services. Oracle Corporation and its affiliates will not be responsible for any loss, costs, or damages incurred due to your access to or use of third-party content, products, or services.

Contents

1. Preface	3
1.1. Intended Audience	3
1.2. Documentation Accessibility	3
1.3. Access to OFSS Support	3
1.4. Structure	3
1.5. Related Information Sources	4
2. Transaction Host Integration Matrix	3
3. Introduction - Dashboard Widgets	5
4. Total Position	7
5. My Accounts	11
6. Mini Statement.....	13
7. Account Summary	15
8. Account Balance	18
9. Currency Wise Position.....	21
10. Spending Analysis	23
11. Offers.....	24

1. Preface

1.1. Intended Audience

This document is intended for the following audience:

- Customers
- Partners

1.2. Documentation Accessibility

For information about Oracle's commitment to accessibility, visit the Oracle Accessibility Program website at <http://www.oracle.com/pls/topic/lookup?ctx=acc&id=docacc>.

1.3. Access to OFSS Support

<https://flexsupp.oracle.com/>

1.4. Structure

This manual is organized into the following categories:

Preface gives information on the intended audience. It also describes the overall structure of the User Manual

Transaction Host Integration Matrix provides information on host integration requirements for the transactions covered in the User Manual.

Introduction provides brief information on the overall functionality covered in the User Manual

Chapters post Introduction are dedicated to individual transactions and its details, covered in the User Manual

1.5. Related Information Sources

For more information on Oracle FLEXCUBE Direct Banking Release 12.0.2.0.0, refer to the following documents:

- Oracle FLEXCUBE Direct Banking Licensing Guide
- Oracle FLEXCUBE Direct Banking Installation Manuals

2. Transaction Host Integration Matrix

Legends

NH	No Host Interface Required.
★	Host Interface to be developed separately.
✓	Pre integrated Host interface available.
×	Pre integrated Host interface not available.

Transaction Name	FLEXCUBE UBS	Third Party Host System
Total Position	✓	NH
My Accounts	✓	★
Mini Statement	✓	★
Account Balance	✓	★
Currency Wise Position	✓	★
Spending Analysis	✓	★
Offers	✓	★
Account Summary	✓	★

3. Introduction - Dashboard Widgets

Widgets are smaller windows which show data in an optimized form.

In a contemporary UI version of FLEXCUBE Direct Banking application, dashboard will have small widgets. These widgets will show minimal data related to main transactions. These widgets will also enable you to initiate transactions with minimal details.

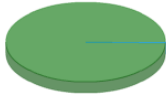
Below **Dashboard** screen shows all the widgets displayed in it, followed by the explanation of each widget.

Dashboard

Blue

Total Position

5,297,316.19 USD
8,938.94 USD



Note:- Balances are consolidated in local currency.

Last Updated On 02:28 AM

Account Balance

00000005910-333-333000028

Current Balance

5,000.00 INR

Available Balance

5,000.00 INR

Uncleared Funds

0.00 INR

Amount on Hold

0.00 INR

Overdraft Limit

0.00 INR

Minimum Balance

100.00 INR

Last Updated On 02:28 AM

My Approval List

No records found

Last Updated on 02:28 AM

My Transactions

Setup Account .. 10-08-2010

Setup Account .. 10-08-2010

Last Updated On 02:28 AM

Recent Transactions

Create Group L.. 10-08-2010

Setup Account .. 10-08-2010

Setup Account .. 10-08-2010

Preferences.. 10-08-2010

Pay Bill.. 10-08-2010

89.00 GBP

Last Updated on 02:28 AM

Loan Rate Inquiry

Preshipment Finance -BC

Financial Lease (L002)

Currency Converter

1 Indian Rupee (INR)

to U.S. Dollar (USD)

Convert

Terms of Use

Google

Gadgets powered by Google

**Information displayed above is external to the bank's site.



My Accounts

Current and Savings

Account Description	Current Balance
333000028-ACC LTD	
33300002809-333	2,108.95 GBP
00000005910-333	5,000.00 INR
33300002804-333	2,573,205.67 INR
33300002812-333	46,699.61 INR
33300002813-333	-3,118,743.99 INR
33300002814-333	1,128.09 INR
33300002807-333	549,808 JPY
33300002811-333	1,231.02 USD
33300002815-333	52,697.86 USD
33300002816-333	4,990,493.01 INR

Mini Statement

00000005910-333-333000028

Date Description Amount

03-12-2007 -- 5,000.00 INR C

Note:- C: Credit, D: Debit

Last Updated On 02:28 AM

RSS Feeds

Weather Current Weather Conditions Across The 48 Contiguous

46 minutes ago

Heat reaches zenith today. For more details...

Current Weather Conditions Across The 48 Contiguous United St

Your National Forecast Summary

Video: Your 3-Day National Weather Forecast

Financial Calendar

August 2010

Sun Mon Tue Wed Thu Fri Sat

1 2 3 4 5 6 7

8 9 10 11 12 13 14

15 16 17 18 19 20 21

22 23 24 25 26 27 28

29 30 31 1 2 3 4

5 6 7 8 9 10 11

12 13 14 15 16 17 18

19 20 21 22 23 24 25

26 27 28 29 30 31

1 2 3 4 5 6 7

8 9 10 11 12 13 14

15 16 17 18 19 20 21

22 23 24 25 26 27 28

29 30 31 1 2 3 4

5 6 7 8 9 10 11

12 13 14 15 16 17 18

19 20 21 22 23 24 25

26 27 28 29 30 31

1 2 3 4 5 6 7

8 9 10 11 12 13 14

15 16 17 18 19 20 21

22 23 24 25 26 27 28

29 30 31 1 2 3 4

5 6 7 8 9 10 11

12 13 14 15 16 17 18

19 20 21 22 23 24 25

26 27 28 29 30 31

1 2 3 4 5 6 7

8 9 10 11 12 13 14

15 16 17 18 19 20 21

22 23 24 25 26 27 28

29 30 31 1 2 3 4

5 6 7 8 9 10 11

12 13 14 15 16 17 18

19 20 21 22 23 24 25

26 27 28 29 30 31

1 2 3 4 5 6 7

8 9 10 11 12 13 14

Logged In Users

Mr. abhi shu
ABHICORP30
Mr. C USER
CUSER12
Mr. CUSER4 CASH MGMT
CUSER4
Mr. JILL LEE
JILL12
Mr. John Smith
Last Updated On 02:28 AM

Mails

Inbox 1
Compose
Last Updated on 02:28 AM

Funds Transfer

From*
Select
To*
Select
Amount*
Narrative
Initiate
Make an Internal Transfer.

Pay Bill

Select a Biller
Select a Biller
Select Account
Select Account
Bill Number
Bill Number
Bill Date
dd-mm-yyyy (dd-mm-yyyy)
Payment Amount
Payment Amount
Initiate
Click here to Add New Biller

Last 10 Used Cheques

No Records Found.

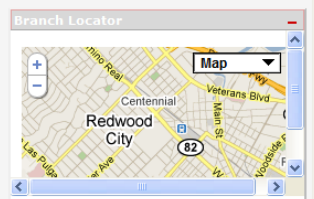
Session Summary

10-08-2010 02:28:00
10-08-2010 01:51:27
10-08-2010 01:47:56
09-08-2010 23:30:01
09-08-2010 23:11:29

Blackout - Next 7 Days

Last Updated on 02:28 AM

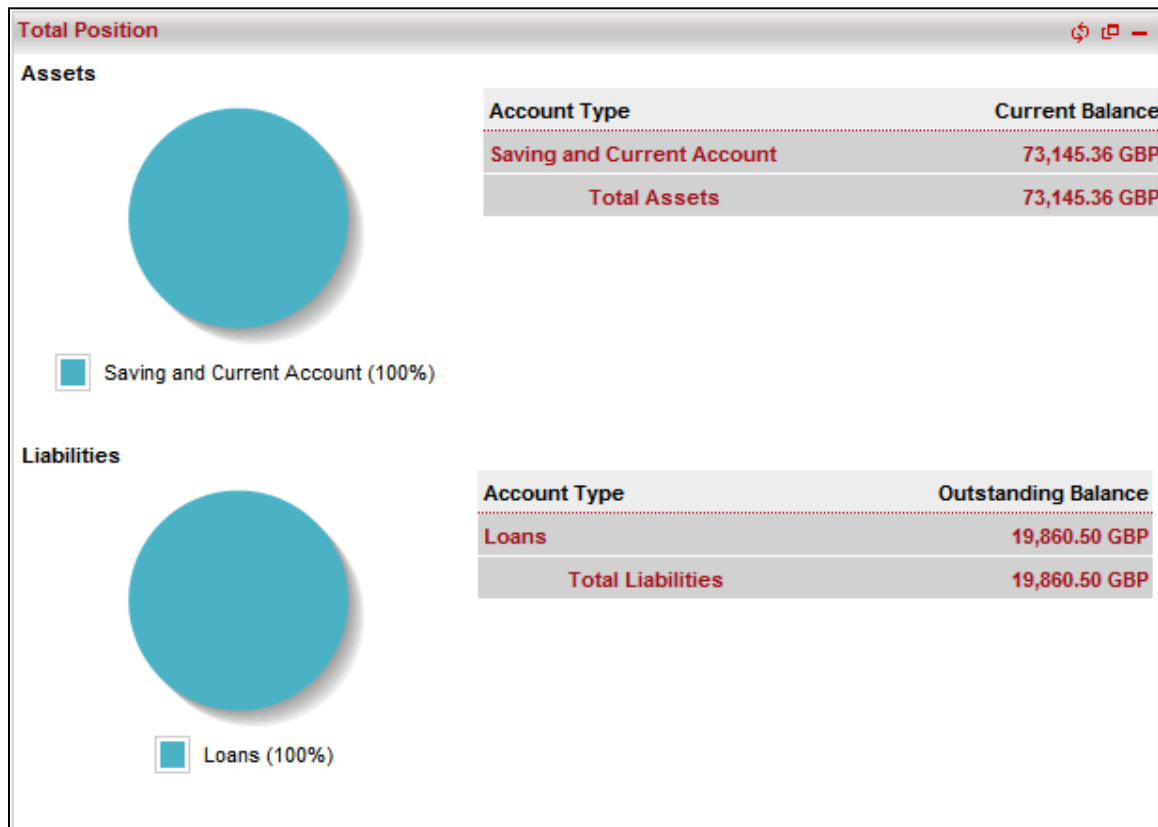
Branch Locator



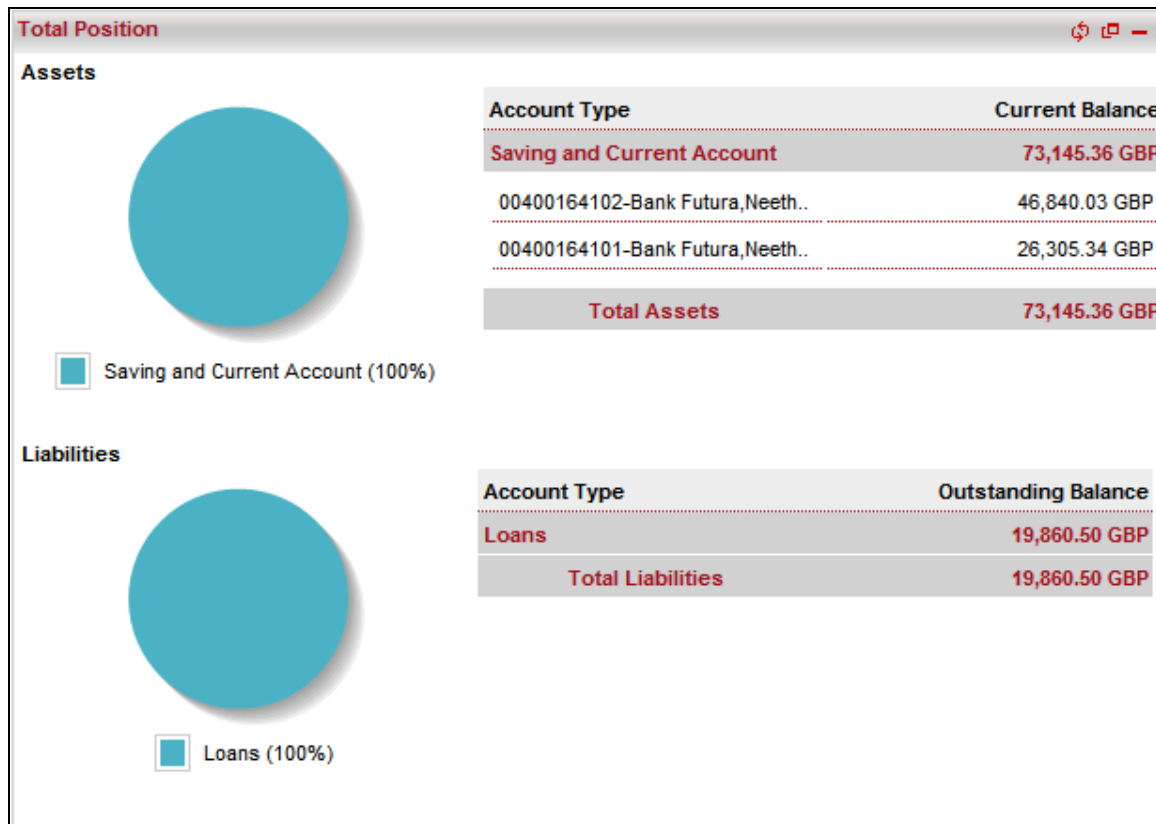
4. Total Position




The total position widget displays separate graphs for assets and liabilities. These will be classified by account type. A legend will be displayed below the graphs with account balances in the base currency for every account type. Total of assets and liabilities will also be displayed . All the accounts will be grouped by customer Id in a particular account type.

Widget – Total Position



1. Click the any account type to see it's details. Below is shown when Saving and Current Account is clicked.



- Click the ,  icons to refresh and minimize the widget respectively.
- Click the  icon. The system displays **Consolidated View** screen.

Consolidated View

Consolidated View 25-04-2012 20:41:58 GMT +0530

Customer*

View

- Select the customer id for which details are to be viewed from the displayed customer ids.
- Click the **View** button. The system displays details in the same **Consolidated View** screen.

Consolidated View

Consolidated View

25-04-2012 20:42:53 GMT +053

Customer*

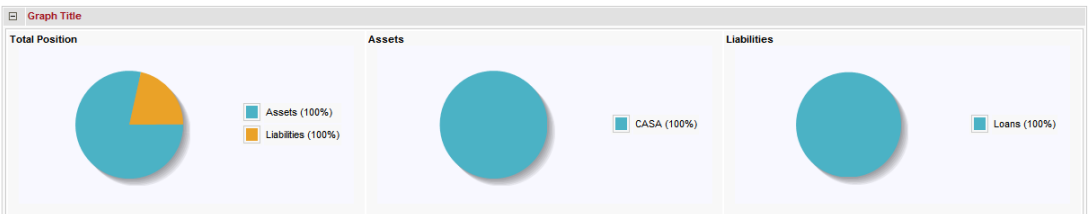
004001641 - CL_OLL_1

PDF Format



View

Assets	Amount(GBP)	% of Assets
Assets(Liquid)		
Current and Savings Account	73,145.36	100%
Contract Term Deposits	0.00	0%
Term Deposits	0.00	0%
Assets(Financial Instruments)		
Fixed Income Securities	0.00	0%
Shares	0.00	0%
Options(Long Positions)	0.00	0%
Total Assets	73,145.36	100%
Liabilities		
Amount(GBP)		
Current and Savings Account (Debit Balance)	0.00	0%
Loans	19,860.50	100%
Options(Short Positions)	0.00	0%
Total Liabilities	19,860.50	100%
Positions		
Amount(GBP)		
Net Position	53,284.86	



Trade Finance	Amount(GBP)
Import L/C	0.00
Export L/C	0.00
Import Bills	0.00
Export Bills	0.00
Outward Guarantee	0.00
Total	0.00

5. My Accounts

This widget displays account summary in minimal form.



Widget – My Accounts

My Accounts	
<ul style="list-style-type: none"> > Current and Savings > Islamic Current and Savings > Term Deposits > Islamic Term Deposits > Contract Term Deposits ▼ Loans 	
Account Description	Sanctioned Loan Amount
QT1001944-AL FUTHAIM LOGISTICS	
QT1LCL1110310017-QT1	5,000.00 GBP
QT1LCL1110600004-QT1	15,000.00 USD

1. Click the Current and Savings, Term Deposits, Contract Term deposits, Islamic Term Deposits, Islamic Current and savings, Islamic Finance or Loans. The system displays account summary for the respective account type.

Field Description

Field Name	Description
Account Description [Display]	This field displays the account description.
Sanctioned Loan Amount [Display]	This field displays the sanctioned loan amount for the respective account. Above widget is displaying details for Loans account type. <u>Note: This field is displayed only for the Loans account type.</u>
Current Balance [Display]	This field displays the current balance of the respective account. <u>Note: This field is displayed for the Current and Savings, Term Deposits, Contract Term Deposits, Islamic current and savings, Islamic Contract term Deposits account types.</u>
Amount Financed [Display]	This field displays the Amount Financed for the respective account. <u>Note: This field is displayed only for the Islamic Finance account type.</u>

2. Click the ,  icons to refresh and minimize the widget respectively.

6. Mini Statement


This widget displays account activity in a minimalistic form by displaying last 'n' transactions.

Widget – Mini Statement

Date	Description	Debited / Credited	Amount
01-11-2012	DGHRHD	C	2,580.00 GBP
23-04-2012	REDEMPTION	C	50,147.54 GBP


Note:- C:Credit,D:Debit

Last Updated On 23:19 PM

1. Select the account number from the drop down list for which mini statement is to be displayed.
2. Click the  button. The system displays mini statement for the selected account.

Field Description

Field Name	Description
Date	[Display] This field displays the transaction value date.
Description	[Display] This field displays the transactions description.
Amount	[Display] This field displays the transaction amount in local currency.

3. Click the  icon to minimize the widget.

7. Account Summary

This widget displays account summary details by displaying account numbers and the current balances of the available accounts to the user.

Widget – Account Summary

Account Summary			
Account Description	Current Balance	Equivalent Balance	
0000001234567-000	0.00 GBP	0.00 GBP	Mini Statement
0021234123412-002	-59,829.36 GBP	-59,829.36 GBP	Mini Statement
000000361 0021234123412 Bank Futura,4th Street Branch,Londo-Mini Statement			
Date	Description	Debited / Credited	Amount
03-10-2012	DEBIT INTEREST	D	224.40 GBP
03-09-2012	Ghhj	D	55,555.00 GBP
03-09-2012	Credit card due	D	8,000.00 GBP
03-09-2012	MISCELLANEOUS	D	5,000.00 GBP
03-09-2012	DEBIT INTEREST	D	14.96 GBP
Note:- C:Credit,D:Debit			Last Updated On 22:09 PM



1. Select the account number from the list for which account details are to be displayed. The system displays Account Details screen for selected account.
2. Click the Mini Statement button. The system displays mini statement for the selected account.

Field Description

Field Name	Description
Link on Account Number	[Display] This field displays the account details of the selected the account.
Current Balance	[Display] This field displays current Balance of Account in account Currency
Equivalent Balance	This field displays current balance of the account in selected currency
Mini Statement	[Display] This field displays the mini statement (Last n transactions) from the account activity of the selected the account.
Mini Statement Details	
Date	[Display] This field displays the transaction value date.
Description	[Display] This field displays the transactions description.
Debited/Credited	[Display] This field displays the debited or credited transaction details.
Amount	[Display] This field displays the transaction amount in local currency.
Fixed Deposits Details	
Maturity Date	[Display] This field displays the maturity date of the term deposit.
Loans	
Next Due Date	[Display] This field displays the next due date of the loan installment.
Sanctioned Loan Amount	[Display] This field displays the sanctioned loan amount for user.
Credit Card Details	
Payment Due Date	[Display] This field displays the due date of the credit card payment.
Investment Details	

Field Name	Description
Allocation	[Display] This field displays investment category of the investment product..

Note: This field will be enabled only if wealth Management customer id is mapped to the user.

3. Click the ,  icons to refresh and minimize the widget respectively.


8. Account Balance

This widget displays account details in a minimalistic form by displaying important balances of the current and savings accounts.

Widget – Account Balance



The screenshot shows a web widget titled "Account Balance" with a dropdown menu displaying the account number "BH400188501-BH4-BH4001885". Below the dropdown, the widget lists several account balances in GBP, each separated by a horizontal dotted line. The balances are: Current Balance (-1,089,643.20), Amount on Hold (0.00), Uncleared Funds (0.00), Overdraft Limit (0.00), Available Balance (0.00), and Minimum Balance (0.00). At the bottom, it states "Last Updated On 13:00 PM" with a small icon to the right.

Account Balance	
BH400188501-BH4-BH4001885	
Current Balance	-1,089,643.20 GBP
Amount on Hold	0.00 GBP
Uncleared Funds	0.00 GBP
Overdraft Limit	0.00 GBP
Available Balance	0.00 GBP
Minimum Balance	0.00 GBP
Last Updated On 13:00 PM	

1. Select the account number from the drop down list for which account details are to be displayed.
2. Click the  button. The system displays mini statement for the selected account.

Field Description

Field Name	Description
Current Balance	[Display] This field displays the current balance of the selected the account.
Available Balance	[Display] This field displays the available balance of the selected the account.
Uncleared Funds	[Display] This field displays the funds expected to get credited to account due to clearing instruments.
Amount on Hold	[Display] This field displays the amount on hold.
Overdraft Limit	[Display] This field displays the overdraft limit.
Minimum Balance	[Display] This field displays the minimum balance that has to be kept in the account.

3. Click the  icon to minimize the widget.
4. Click the  icon. The system displays detailed **Account Details** screen.

Account Details

Account Details
15-04-2011 13:00:00 GMT +0530

Select Account: BH4001885 BH400188501 Branch Hierarchy 4 ▼
Submit

Account Details

Name:	Opening Date: 31-12-2007
Account Number: BH400188501	Account Type: Current and Savings
Account Relationship: Single	Account Status: Account Enabled
Branch: Branch Hierarchy 4 [BH4]	Product Name: CURRENT ACCOUNT - CORPORATES-QT
Account Currency: GBP	

Facilities

Cheque Book: Yes	Overdraft Allowed: Yes
------------------	------------------------

Balances

Current Balance: -1,089,643.20
Amount on Hold: 0.00
Uncleared Funds: 0.00
Overdraft Limit: 0.00
Balance Available: 0.00
Minimum Balance Required: 0.00
Net Available Balance For Withdrawal: 0.00

Others


ATM Daily Withdrawal Limit: 0.00
Eligible Advance Against Uncleared Funds Limit: 0.00

Account Activity

9. Currency Wise Position



This widget displays the currency wise position of the customer. Total of the assets and liabilities held by the user in every currency will be displayed in this widget.

Widget – Currency Wise Position

Currency Wise Position   		
Currency	Assets	Liabilities
GBP	73,145.36	4,000.00
Total Assets:	73,145.36 GBP	
Total Liabilities:	4,000.00 GBP	

Field Description

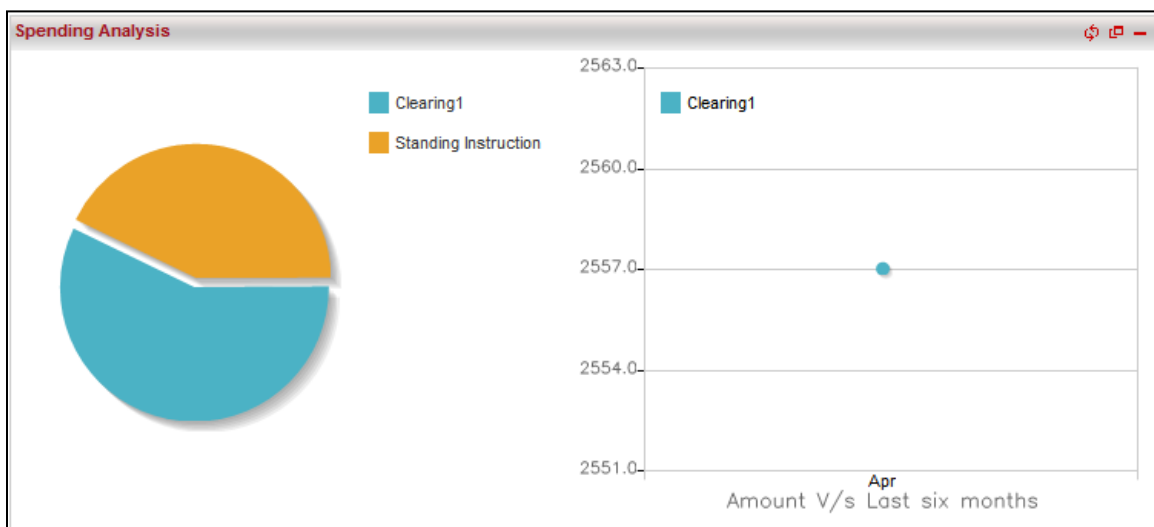
Field Name	Description
Currency	[Display] This field displays the currency.
Assets	[Display] This field displays the asset amount for the corresponding currency.
Liabilities	[Display] This field displays the liability amount for the corresponding currency.
Total Assets	[Display] This field displays Total of all the assets in the base currency.
Total Liabilities	[Display] This field displays the Total of all the liabilities in the base currency.



- Click the  icon to minimize the widget.
- Click the  icon. The system displays detailed **Account Overview** screen.

10. Spending Analysis

This widget displays spending analysis and its graphical representation. User can view and analyze their spending patterns.

Widget – Spending Analysis



1. Click the  icon to minimize the widget.
2. Click the  icon. The system displays detailed **Spending Analysis** screen.

11. Offers

You can view personalized offers on dashboard screen. Select any offers to view offer details.

[Offers- Dashboard](#)

